

TINEID MOTHS FROM SOUTHERN TEXAS, WITH
DESCRIPTIONS OF NEW SPECIES.

BY AUGUST BUSCK,
Of the U. S. Department of Agriculture.

The present collection of *Tineina*, made by Mr. Herbert S. Barber, during June, 1904, in the vicinity of Brownsville, Texas, is of special interest on account of the locality, which is one of the few tropical regions in the United States.

A large proportion of the species was found to be new to science, as would be expected from our present incomplete acquaintance with that fauna.

The writer had anticipated another special interest, hoping to recognize among the material some of V. T. Chambers's unknown or little-known Texan species, which were described from a near by, though not tropical, locality and a few of them have been rediscovered among this material. That not more of Chambers's species were found in Mr. Barber's collection is only natural, however, considering the relatively small number of species both in the present collection and that studied by Chambers.

Altogether the collection consists of 45 species in 35 genera. Of these, 3 genera and 12 species are here defined for the first time.

All of the material is in the collection of the U. S. National Museum.

Family YPONEMEUTIDÆ.

MIEZA SUBFERVENS Walker.

Mieza subfervens WALKER, Dyar, Cat. N. Am. Lep., No. 5478.

Two specimens. Lord Walsingham has pointed out^a that the genus *Mieza* Walker is synonymous with Hübner's *Eustiris* but that it should be used instead of that name to avoid confusion with *Eusticia* Hübner.

^aEntom. Mo. Mag., 1893, p. 261.

ATTEVA PUNCTELLA (Cramer and Stall).

Atteva aurea FITCH, Dyar, Cat. N. Am. Lep., No. 5481.

Two specimens. This species, which is not found around Washington City, occurred commonly near St. Louis, Missouri, during the summer and autumn of 1904, where I secured a large series at light.

Recent studies of West Indian and South American material enable me to correct the following names used in Doctor Dyar's list:

Aurea Fitch is undoubtedly a synonym of the earlier name *punctella* Cramer and Stoll, and that species extends from the middle of North America through Central America and the West Indies down to Brazil and Argentina. Specimens from Trinidad, French Guiana, and Venezuela in the U. S. National Museum are not distinguishable from the Missouri specimens.

The name *gemmata* Grote has been wrongly used for the Florida species and belongs to the species, peculiar to Cuba, subsequently well described and figured by Zeller as *fastuosa*, which is characterized by the thin, wavy, white lines in the dominating dark, metallic, blue spots. Our very distinct brilliant, orange-red Florida species must be known under the name *floridana* Neumogen.

PLUTELLA MACULIPENNIS (Curtis).

Plutella maculipennis CURTIS, Dyar, Cat. N. Am. Lep., No. 5503.

Four specimens.

Family GELECHIIDÆ.

PALTODORA SIMILIELLA (Chambers).

Paltodora similiella CHAMBERS, Dyar, Cat. N. Am. Lep., No. 5548.

Five specimens. These are the first specimens I have seen outside of Chambers's and Zeller's types and the few other authentic specimens considered in my Revision of American Gelechiidæ.^a

SITOTROGA CEREALELLA (Olivier).

Sitotroga cerealella OLIVIER, Dyar, Cat. N. Am. Lep., No. 5552.

Two specimens.

TELPHUSA ACACIELLA, new species.

Antennæ blackish with narrow silvery white annulations; labial palpi ochreous with a rosy tint, second joint barred with black, terminal joint with two black annulations, one near the base, the other just before the tip, which is light. Face and head ochreous, strongly mottled with dark purple. Thorax dark purple. Forewing dark purple,

^aProc. U. S. Nat. Mus., XXV, 1903, p. 779.

slightly lighter toward apex and along dorsal edge; at basal third is a large oblique quadrangular yellowish white spot, reaching with one corner down over the fold; at apical third is a faint and ill-defined irregular transverse whitish line between the darker basal and the lighter apical part of the wing. In some specimens the quadrangular costal spot is continued more or less distinctly across the wing, uniting with the light dorsal edge to a broad oblique fascia; in such specimens the color of the costal spot is tinted with red. In the apical part of the wing is a more or less pronounced black longitudinal central streak, continued out into the cilia at apex. Hindwings dark fuscous; cilia with a slight rosy tint. Abdomen dark fuscous; legs ochreous barred with black; tarsal joints black with yellowish tips. Described from many specimens.

Alar expanse.—13 mm.

Habitat.—Brownsville, Texas [E. A. Schwarz and H. S. Barber]; Victoria, Texas [A. N. Caudell]; New Orleans, Louisiana [E. S. G. Titus].

Food plant.—Acacia.

Type.—Cat. No. 9765, U.S.N.M.

This species has long been unnamed in the National Museum collection in specimens bred from acacia by Mr. E. A. Schwarz; lately I have received a large series bred by Mr. Titus from acacia in New Orleans.

The larva is whitish with black head, thoracic shield and legs and with short black hairs; it feeds between the spun together leaflets, and makes its cocoon there for pupation. Mr. Titus's specimens issued in October.

The venation of this species approaches that of *Gelechia*, veins 3 and 4 in hindwings are approximate, though separate, and veins 6 and 7 are closely approximate at base instead of stalked, as is more general in the genus *Telphusa*.

In coloration it resembles *Telphusa lonafasciella* Clemens, which, however, has a white head and is a more slender, long-winged species.

AGNIPPE EVIPPEELLA,
new species.

Antennæ black with narrow white annulations. Labial palpi white, sprinkled with black scales, terminal joint with a black annulation at base and another just before apex. Face silvery white. Vertex and thorax white mottled with black. Costal and apical part of

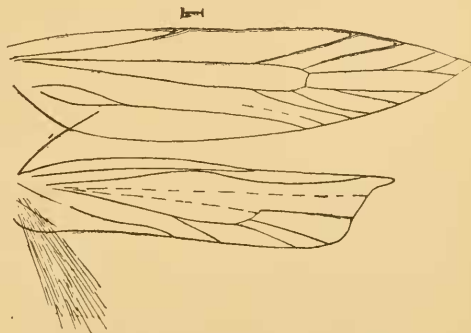


FIG. 1.—VENATION OF AGNIPPE EVIPPEELLA.

the forewings black, slightly sprinkled with white scales, especially the apical part; dorsal part below the fold white, slightly sprinkled with dark scales. The black part protrudes down into the white part with two triangular lobes. At apical third is an ill-defined white costal spot. Cilia white dusted with black. Hindwings dark fuscous. Abdomen fuscous above, silvery below. Legs white, barred with black; tarsi annulated with black.

Expanse.—8 mm.

Type.—Cat. No. 9766, U.S.N.M.

This is the only species belonging to this genus outside of Chambers's two original species which is known to me. In coloration it suggests Chambers's genus *Evippe*, or maybe still more *Recurvaria dorsivittella* Zeller, but it has the very characteristic venation of *Agnippe*, lacking vein 11 in the forewing.

NUMATA, new genus.

Labial palpi long, recurved, smooth; second joint slightly thickened, terminal joint shorter than second. Antennæ rather thick, serrate toward the tip. Forewings narrow, elongate ovate, apex pointed; 11 veins, vein 8 absent, 6 and 7 stalked, the one to costa the other to termen, 4 and 5 stalked, 1^b furcate at base. Hindwings narrower than forewings, 7 veins, vein 6 absent and transverse vein between 5 and 7 obsolete; veins 2, 3, 4, and 5 separate.

The genus is a curious development from the *Aristotelia* group.

Type of genus.—*Numata bipunctella* Busck.

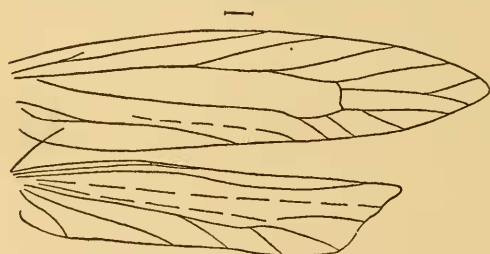


FIG. 2.—VENATION OF *NUMATA BIPUNCTELLA*.

NUMATA BIPUNCTELLA, new species.

Antennæ yellowish fuscous. Labial palpi straw yellow, second joint blackish on the exterior side. Face, head, and thorax light straw-yellow. Forewings

whitish straw-yellow, slightly darker toward apex, sparsely sprinkled with dark brown atoms and with two conspicuous black dots, one on the middle of the cell and the other at the end of the cell.

Abdomen and legs whitish, tarsal joints smoky.

Alar expanse.—Male, 9 mm.; female, 11 mm.

Habitat.—Brownsville, Texas, June (Barber coll.).

Type.—Cat. No. 9767, U.S.N.M.

ARISTOTELIA ELEGANTELLA (Chambers).

Aristotelia elegantella CHAMBERS, Dyar Cat. N. Am. Lep., No. 5582.

Two specimens.

ARISTOTELIA RUBIDELLA (Clemens).

Aristotelia rubidella CLEMENS, Dyar Cat. N. Am. Lep., No. 5578.

Five specimens.

EVIPPE POLLOSTELLA, new species.

Antennæ light fuscous with narrow black annulations. Labial palpi silvery white, second joint with five black bars on the exterior side, terminal joint with tip and an annulation around the middle black. Face and head iridescent white, somewhat sprinkled with dark fuscous scales. Thorax ochreous fuscous. Forewings with ochreous white ground color heavily overlaid with dark fuscous scales, which in some places aggregate into blackish spots irregularly sprinkled over the wing.

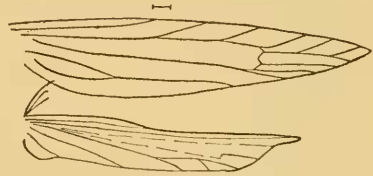


FIG. 3.—VENATION OF EVIPPE POLLOSTELLA

Cilia ochreous. Hindwings dark fuscous with ochreous cilia. Abdomen blackish, each joint tipped with silvery scales. Legs ochreous white, silvery; tarsi with black annulations.

Alar expanse.—5.5–6 mm.

Habitat.—Brownsville, Texas (Barber).

Type.—Cat. No. 9768, U.S.N.M.

This is the minutest Gelechiid I have met with and by its size alone easily separated from any described American species. Due to this extreme small size veins 4 and 5 in the forewings, which in the other species of the genus are connate or stalked, are in this species united altogether making the wing thus have only 11 veins. All the other points of generic value agree closely with the other species, and I have no hesitation about referring it to the present genus, the venation of which should therefore be corrected to: Veins 4 and 5 connate, stalked or united.

RECURVARIA ELACHISTELLA, new species.

Antennæ ochreous, with narrow black annulations. Labial palpi whitish ochreous, second joint somewhat mottled with black exteriorly, terminal joint with a black annulation around the middle and one just before the tip. Face silvery white. Head and thorax ochreous. Forewings light silvery ochreous, somewhat darker along the costal edge and toward apex. There are six small dots of blackish raised scales in two longitudinal rows, the upper through the middle of the wing, the under on the fold. Hindwings light fuscous, cilia ochreous. Abdomen light ochreous. Legs whitish ochreous, hind tibiae mottled with black exteriorly; tarsi unmarked.

Alar expanse.—7–8 mm.

Habitat.—Brownsville, Texas (Barber).

Type.—Cat. No. 9769, U.S.N.M.

Rivaled in small size among American *Gelechiid* only by *Evippe pollustella*, described above and by *Phthorimæa minor*.

The forewings have the thickened costal membrane between and around veins 9–11, found in several of the species of this genus strongly developed. Vein 2, which is normally very short in the genus, is on account of the small size obsolete in this species.

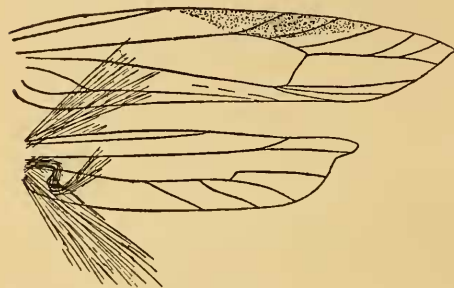


FIG. 4.—VENATION OF RECURVARIA ELACHISTELLA.

is yet another small but dense pencil of yellow hairs curiously twisted into the shape of a question mark.

EPITHECTIS SUBSIMELLA (Clemens).

Epithectis subsimella CLEMENS, Dyar. Cat. N. Am. Lep., No. 5611.

Two specimens.

PHTHORIMÆA OPERCULELLA (Zeller).

Phthorimæa operculella ZELLER, Dyar. Cat. N. Am. Lep., No. 5616.

Five specimens.

PHTHORIMÆA MINOR, new species.

Antennæ ochreous fuscous, with narrow black annulations. Labial palpi light ochreous, second joint with a black spot on the exterior side, terminal joint with two black annulations. Face ochreous white, iridescent. Head and thorax ochreous. Forewings light ochreous evenly overlaid with dark brown scales and with thin indistinct ochreous longitudinal streaks. Hindwings dark fuscous, cilia ochreous. Legs ochreous, barred with black on the exterior side; tarsi black with tip of each joint ochreous.

Alar expanse.—7 mm.

Habitat.—Brownsville, Texas. (Barber.)

Type.—Cat. No. 9770, U.S.N.M.

This species looks like a diminutive *Phthorimæa operculella*, having very nearly the same color and ornamentation, but it is only half the size of the smallest specimen of *operculella*.

POLYHYMNO SEXSTRIGELLA Chambers.

Polyhymno sexstrigella CHAMBERS, Dyar, Cat. N. Am. Lep., No. 5649.

Six specimens. These are the first specimens of this elegant species, which have come to the National Museum collection since the unique specimen there, named by Lord Walsingham.

UNTOMIA, new genus.

Labial palpi long, recurved; second joint somewhat thickened with smoothly appressed scales cut off sharply at the end of the joint; terminal joint smooth, pointed, longer than second joint. Antennæ simple, rather thick; forewings elongate ovate, obtusely pointed, with 11 veins, vein 8 lacking; 7 to costa 6 separate, veins 3 and 4 stalked, 1^b furecate at base. Hindwings as wide as forewing, broadest at tornus, apex produced, pointed; termen sharply emarginated below apex; 8 veins, 3 and 4 connate from corner of cell, 5 curved upward from the same point, 6 and 7 connate, 7 to apex, 2 distant from 3 and 4 and the transverse vein between 5 and 7 obsolete.

The genus is a development from *Gelechia* on the lines of *Aproaerema*, from which it differs mainly in the more specialized venation, the absence of vein 8 and the stalking of veins 3 and 4 in the forewing and the open cell in the hindwing.

Type of genus.—*Untomia untomiella*.

UNTOMIA UNTOMIELLA, new species.

Labial palpi on the exterior side blackish brown, second joint with apex white, inner side light fuscous. Antennæ dark fuscous. Face whitish, head and thorax purplish fuscous. Forewings dark fuscous, irregularly and sparsely sprinkled with ochreous and blackish scales; on the middle of the cell is a longitudinal black dot, at the end of the cell is another more prominent black dot. At the beginning of the dorsal cilia is an

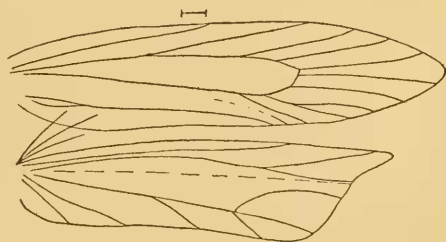


FIG. 5.—VENATION OF UNTOMIA UNTOMIELLA.

outwardly directed oblique narrow white streak, nearly parallel with the edge of the wing and reaching nearly to apex where it is met by a similar costal white streak; both of these are often more or less incomplete and faint and the small size of the insect makes the ornamentation obscure. The insect looks like a diminutive *Aproaerema concinnusella* Chambers.

Alar expanse.—8-9 mm.

Habitat.—Brownsville, Texas. (Barber) June.

Type.—Cat. No. 9771, U.S.N.M.

Described from a very large series, collected at light.

GELECHIA LINDENELLA Busck.

Gelechia lindenella Busck, Dyar, Cat. N. Am. Lep., No. 5784.

Eight specimens; the first received at the National Museum since the species was described. The locality is given in Dyar's list as *Colorado*, but should be *Texas*, whence the types came. Additional localities are given in my paper in 1903.^a

GELECHIA OBSCUROSUFFUSELLA Chambers.

Gelechia obscurosuffusella CHAMBERS, Dyar, Cat. N. Am. Lep., No. 5772.

Two specimens. These are the first specimens of this species I have met with outside of Chambers' types in U. S. National Museum and in Prof. C. H. Fernald's collection; both of these are in very poor condition.

Fresh specimens enable me to add the following to Chambers' description: Extreme base of costa is black, and there is a very indistinct ocellate spot at the end of the cell, black, with white edging.

GLYPHIDOCERA ÆQUEPULVELLA (Chambers).

Glyphidocera æquepulvella CHAMBERS, Dyar, Cat. N. Am. Lep., No. 5674.

Four specimens, which are slightly darker in color than Chambers' types, and which may ultimately prove a different species, are at present most profitably determined as this species. Chambers remarks^b that there is some variation in his specimens, and^c that he may have two species confused under this name. Additional material of these rather obscurely marked forms is necessary to straighten this out finally.

Family OECOPHORIDÆ.

ETHMIA SEMIOMBRA Dyar.

Ethmia semiombra DYAR, Dyar Journ. N. Y. Ent. Soc., X, 1903, p. 206.

One specimen. The type of the species came from this same locality.

TAMARRHA, Walker.

Tamarrha WALKER Cat. Lep. Het. Br. Mus., XXIX 1864, p. 816.

This genus was erected for two West Indian species, *gelidella* Walker and *nivosella* Walker; no tangible generic characters were given by Walker. In 1891 Lord Walsingham^d made the genus synonymous with *Psecadia* (Ethmia), including both species under that genus; but in 1897 he^e resurrected the genus in these words:

In my previous paper I sunk the genus *Tamarrha* Walker as a synonym of *Psecadia* Hübner. In this I was guided by the neuration of *Tamarrha gelidella* Walker, which is a true *Psecadia*. At the time I had seen only the type of Walker's other species,

^a Proc. U. S. Nat. Mus., XXV, 1903, p. 876. ^d Proc. Zool. Soc. London, p. 527.

^b Can. Ent., VI, 1874, p. 231.

^e Idem., p. 114.

^c Bull. U. S. Geol. Surv., III, 1877, p. 125.

nivosella, which is a female. The male of this species, however, shows a strong costal tuft of diverging hairs near the base of the hind wings, which separates it at once from *Psecadia*. It possesses veins 7 and 8 of the forewing from a common stem, a character which also somewhat misled me as to its affinities; the length of the cell, however, and the general character of the neuration, together with the roughened head, seem to indicate an alliance with the Hyponementidæ rather than with the *Oecophoridæ*. I would therefor revive the generic name *Tamarrha* Walker, retaining *nivosella* as the type.

The writer has only lately, during studies of the West-Indian Microlepidoptera, met with Walker's two species, and has thus become acquainted with their true generic characters, which could not be divined from either Walker's descriptions or Lord Walsingham's remarks; the synonymy of his genus *Babaiaxa*^a was at once evident.

I am unable to agree with Lord Walsingham that Walker's first species, *gelidella* is a true *Psecadia*; it is congeneric with *nivosella*, and is evidently the species which Zeller subsequently described as *Psecadia exornatella*.^b

Lord Walsingham placed the genus *Tamarrha* in the family *Yponementidæ*, but I fail to find any near relation in that family, or any justification for that position. The stalked veins 7 and 8 in the forewings, both terminating in the costal edge, the hairy posterior tibiæ, the obsolete maxillary palpi, the connate veins 3 and 4 in the hindwings, and the general habitus of the species seem to place the genus in the family *Oecophoridæ*, in spite of the connecting vein between veins 7 and 8 in the hindwings equally heterogeneous in both families, and the consequent partial obliteration of the basal part of vein 7, which remains as pointed out in my original description the salient distinctive character of the genus.

On the other hand, the close resemblance to the genus *Ethmia* (*Psecadia*), which caused such careful workers as Zeller, Möschler, and Fernald to describe the species as members of that genus, seems to me only superficial and not indicative of close relationship.

The tufted head which Zeller mentioned as a unique character of the male of *nivosella* is not, as supposed by Lord Walsingham, a family character, equivalent to the tufted head of the *Tineidæ*. The head is probably normally smooth in both sexes, but the species seems to have the remarkable ability of raising the scales on the vertex and even on the face. In a large series of perfect specimens of *Tamarrha nivosella* before me this character is not confined to the males, and some of the specimens of both sexes exhibit as typically tufted a head as any *Tinea*, while others have the scales of the head perfectly smoothly appressed; in some specimens the face is smooth and the vertex only tufted, and in two specimens the one side of the head and face is tufted, the other side smooth, proving that it is a changeable character, probably in control of the individual and subject to the mental condition of the insect.

^a Journ. N. Y. Ent. Soc., X, 1902, p. 95.

^b Floræ Soc. Ent. Ross., XIII, 1877, p. 238.

TAMARRHA BITTENELLA, new species.

Antennæ dark brown with white bases. Labial palpi white, second joint mottled with black. Face and head white. Thorax white with four bluish black dots. Patagina white. Forewings shining white with dark brown markings, which, in certain lights, appear bright metallic bluish black. Entire costal edge dark brown; a black dot on



FIG. 6.—WINGS OF TAMARRHA BITTENELLA.

the fold near base; an oblique oblong dot below the fold followed by a round one, which is in turn followed by a larger oblong spot on and parallel with the dorsal edge. On the cell is a round black dot, at the end of the cell is a similar one, and in the apical part of the wing are several less regular black spots; around apical edge is a row of black dots, more or less confluent. Cilia white, with base of apical part golden yellow. Hindwings light silvery fuscous; at the base of the costa in the males is a thin tuft of long yellow hairs. Abdomen above dark golden fuscous, below silvery, each joint tipped with golden yellow. Anterior side of all coxæ golden yellow, legs otherwise white with black markings on the exterior side; tarsi black, each joint tipped with white.

Alar expanse.—18–12 mm.

Habitat.—Brownsville, Texas (Barber), June.

Type.—Cat. No. 9772, U.S.N.M.

Described from a good series collected at light and by sweeping.

The species is quite similar in general appearance and color scheme to *T. delliella* Fernald, but is smaller and readily distinguished by the dark costa and the lack of transverse lines.

The characteristic venation is identical with that of the type.

There is some slight variation in the disposition of the dark marking in the different specimens. The figure represents one common form.

BORKHAUSENIA DETERMINATELLA (Zeller).

Oecophora determinatella ZELLER, Dyar Cat. N. Am. Lep., No. 5924.

Two specimens.

Family ELACHISTIDÆ.

SCYTHRIS IMPOSITELLA (Zeller).

Scythis impositella ZELLER, Dyar Cat. N. Am. Lep., No. 6110.

Three specimens.

MOMPHA ELOISELLA (Clemens).

Mompha eloisella CLEMENS, Dyar Cat. N. Am. Lep., No. 6157.

Two specimens.

MOMPHA PUNCTIFERELLA, new species.

Antennæ dark fuscous with indistinct lighter annulations. Labial palpi with both joints thickened with smoothly appressed scales, sharply cut off at apex; apical tip of terminal joint protruding above the scales, pointed; dark fuscous, irrorated with white transverse wavy lines. Face, head, and thorax dark gray. Forewings narrow lanceolate, dark silvery gray, evenly speckled with numerous minute tufts of black scales; on the fold is one larger black tuft of scales. Hindwings dark fuscous, cilia ochreous fuscous. Abdomen dark silvery fuscous above, underside white. Legs blackish fuscous, each tarsal joint tipped with ochreous white.

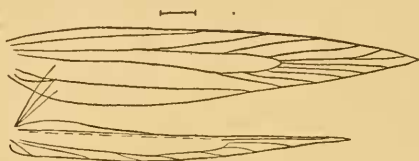


FIG. 7.—VENATION OF *MOMPHA PUNCTIFERELLA*.

Alar expanse.—10–11 mm.

Habitat.—Brownsville, Texas.

Type.—Cat. No. 9773, U.S.N.M.

Described from four specimens. In palpal characters and general habitus this species reminds one of *Epermenia*, but it has no dorsal scale tufts on the forewings, and the venation is typical of the present genus.

Family TINEIDÆ.

OPOSTEGA QUADRISTRIGELLA Chambers.

Opostega quadristrigella CHAMBERS, Dyar Cat. N. Am. Lep., No. 6231.—BUSCK, Proc. Ent. Soc. Wash., V, 1903, p. 208.

One specimen.

BUCCULATRIX NIVEELLA Chambers.

Bucculatrix niveella CHAMBERS, Dyar Cat. N. Am. Lep., No. 6244.

Two specimens; the species is new to the U. S. National Museum collection.

GRACILARIA [DIALECTICA] GUNNIELLA, new species:

Antennæ dark purplish brown. Labial palpi silvery white, apex of terminal joint somewhat dusky. Maxillary palpi silvery white. A central longitudinal streak of face, head, and thorax yellowish white; sides of head ochreous; patagium dark purplish brown. Forewings purplish brown; between the middle of the costa and the apical third is an oblique yellowish-white costal streak, pointed toward apex and edged with black scales. Slightly outside the apical third is a narrow,

outwardly curved fascia of metallic steel blue and purple scales; touching this fascia is a small white costal spot extended out into the cilia, and between it and the apex is still another white spot in the costal cilia. The entire dorsal edge from base to the metallic fascia is yellowish white; at apex is a prominent elliptical black spot, and around the apical edge of the wing is a deep black narrow line before the light brown cilia. Hindwings dark fuscous. Abdomen yellowish fuscous; legs yellow, barred indistinctly with black on the exterior side. Posterior tibiae pectinated throughout.

Alar expanse.—9–10 mm.

Habitat.—Brownsville, Tex.

Type.—Cat. No. 9774 U.S.N.M.

The species is nearest, though not very close, to *Gracilaria* (*Dialectica*) *venustella*, Clemens.

CORISCIUM TEXANELLA, new species.

Antennæ ochreous with a bluish luster. Brush on second joint of labial palpi bluish black; terminal joint ochreous with a black spot on the exterior side. Maxillary palpi ochreous gray. Head and thorax dark gray, face a shade lighter. Forewings dark gray with a purplish luster and with short irregular longitudinal black streaks; apical part of costal edge and apex deep black with two narrow indistinct silvery white oblique costal streaks pointed toward apex and with one somewhat more prominent slightly inwardly curved white fascia just before the tip of the wing. Hindwings dark fuscous. Abdomen dark fuscous, anal segment silvery ochreous. Legs purplish black, anterior legs slightly thickened and with ochreous tarsi; posterior legs with smooth tibiae and with each tarsal joint tipped with ochreous.

Alar expanse.—14 mm.

Habitat.—Brownsville, Texas.

Type.—No. 9775, U.S.N.M.

Quite unlike any of our described species of this genus.

EUPRORA, new genus.

Face and head tufted. Antennæ $\frac{3}{4}$, basal joint with large pointed flap of scales. Second joint of labial palpi with long spreading hairs above and below; terminal joint shorter than second, obtuse. Maxillary palpi rather long, folded. Forewings narrow, elongate, pointed four times as long as wide; 12 veins, 7 and 8 stalked to costa. Hindwings slightly narrower than forewings, elongate ovate; 8 veins; 2, 3, and 4 separate; 5 and 6 connate; 7 parallel with 6. Posterior tibiae long haired above.

Type of genus.—*Euprora argentiiniella*.

EUPRORA ARGENTILINIELLA, new species.

Antennæ olive brown, with two longitudinal silvery white lines through the entire length from base to tip; tuft on first antennal joint white, very sparsely sprinkled with single ochreous scales. Face and head pure white; labial palpi white, tuft on second joint slightly sprinkled with ochreous on the exterior side. The palpal and antennal tufts together form a very striking white cross when viewed from the front. Thorax golden ochreous; patagium edged with white. Forewings golden ochreous with silvery white markings; costal edge white; from base of wing run two short longitudinal white lines, one in the middle of the wing, ending in the cell; the other below the fold, reaching the dorsal edge at basal third. A slender white outwardly directed spur from the costal edge at basal fourth ends in the middle of the cell; another heavier white line from the middle of costa curves outward and downward, following the edge of the cell, and joins an opposite congruent white line from the dorsal edge. Just before apex is a small white costal spot and two apical veins (6 and 4) are indicated by silvery white lines. All of these white markings are thinly edged by sparse black scales, and the entire apical part of the wing is sparsely sprinkled with single black scales. Cilia ochreous sprinkled with black. Hindwings shining, dark ochreous fuscous. Abdomen ochreous. Legs silvery ochreous.



FIG. 8.—HEAD OF EUPRORA ARGENTILINIELLA.

Alar expanse.—17 mm.

Habitat.—Brownsville, Texas.

Type.—Cat. No. 9776, U.S.N.M.

A striking insect, described from a unique male, easily distinguished by the white head ornamentation. The position of the insect at rest will surely be found to display this character prominently in bold imitation of some of its natural surroundings.

AMYDRIA MARJORIELLA Dietz.

Amydria marjoriella DIETZ, Trans. Am. Ent. Soc., XXXI, p. 11, pl. III, fig. 5.

Twenty-five specimens.

The erection by Doctor Dietz^a of a new subfamily for this and allied genera is hardly warranted. From his own synoptic table it is plain that not one single character given, nor any combination of his characters can be maintained in the separation from his other subfamily *Tineinæ*. In spite of Doctor Dietz's claim that the two "are distinct and sharply defined" by "the apparently heretofore overlooked" character the more or less distinct furcation of "vein 1*b* in the hindwings," he himself admits that this furcation occurs in *Paracle-*

^aTrans. Am. Ent. Soc., XXXI, 1905, p. 2.

mensia Busck [Brackenridgia], which he includes in his subfamily without furcation, and I find this furcation also in other genera [*Greya* Busck, *Cyane* Chambers] placed by Doctor Dietz in that division.

XYLESTHIA PRUNIRAMIELLA Clemens.

Xylestia pruniramiella CLEMENS, Dyar, Cat. N. Am. Lep. No. 6476.

One specimen.

SETOMORPHA OPEROSELLA Zeller.

Setomorpha operosella ZELLER, Verh. k. k. zool. bot. Gesell. Wien, XXIII, 1873, p. 223.—CHAMBERS, Bull. U. S. Geol. Surv., IV, 1878, p. 162.—DYAR, Cat. N. Am. Lep., 1903, No. 6549.

Setomorpha inamoenella ZELLER, Verh. k. k., zool. bot. Gesell. Wien, XXIII, 1873, p. 224.—CHAMBERS, Bull. U. S. Geol. Surv., IV, 1878, p. 162.—DYAR, Cat. N. Am. Lep., 1903, No. 6550.

Setomorpha ruderella ZELLER, Verh. k. k. zool. bot. Gesell. Wien, XXIII, 1878, p. 225.—CHAMBERS, Bull. U. S. Geol. Surv., IV, 1878, p. 162.—DYAR, Cat. N. Am. Lep., 1903, No. 6551.

Gelechia multimaculella CHAMBERS, Bull. U. S. Geol. Surv., IV, 1878, p. 89.—HAGEN, Papilio, IV, 1884, p. 99.—RILEY, Smith, List Lep. Bor. Am. 1891, No. 5414.

Plutella (?) *multimaculella* BUSCK, Journ. N. Y. Ent. Soc., X, 1902, p. 97.—DYAR, Cat. N. Am. Lep., 1903, No. 5509.

Semiota operosella DIETZ, Trans. Am. Ent. Soc. Phil., XXXI, 1905, p. 18.

Semiota inamoenella DIETZ, Trans. Am. Ent. Soc. Phil., XXXI, 1905, p. 19.

As pointed out by Snellen,^a the two sexes of Zeller's genus *Setomorpha* have different venation, the males lacking vein 4 in both anterior and posterior wings, while the females possess this vein in both wings.

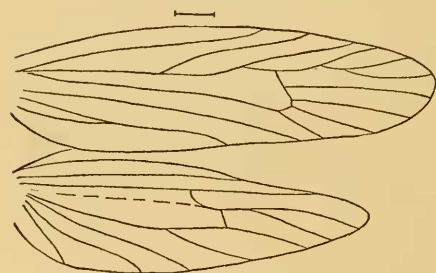


FIG. 9.—VENATION OF SETOMORPHA OPEROSELLA, MALE.

Though I called Doctor Dietz's attention to this fact, he has in his recent paper^b separated the two sexes generically and erected a new genus *Semiota* on the male characters; and though he has examined Zeller's type of *operosella*, which is, as he says, a female, he did not make out its different venation and included it in his new genus. This genus *Semiota* Dietz with *inamoenella* as type must consequently fall.

Zeller says, "die beiden Geschlechter auch der americanischen Arten in Grösse sehr verschieden zu sein scheinen," but nevertheless he makes one species for the male and another for the female. Zeller evidently

^a Tidsch. voor Entom., 1884, p. 25.

^b Trans. Am. Ent. Soc. Phil., XXXI, p. 18.

^c Verh. k. k. zool., bot. Gesell., Wien., XXIII, 1878, p. 223.

did this on second thought and after first having considered them conspecific; this is plain from his remark above quoted, taken in connection with the fact that he had only a unique of each of the species before him. I must admit that, as long as I knew the species from Zeller's types only, I supposed there were two species on account of the considerable difference in size of the two sexes, which is quite uncommon in the Tineinæ; but now, with ample material before me, of which all the large specimens (*operosella*) are females and all the small specimens (*inamoenella*) are males, it is easy to draw the conclusion concerning the synonymy. The two names apply to the two sexes of the same species.

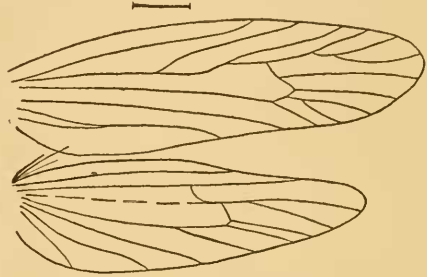


FIG. 10.—VENATION OF SETOMORPHA OPEROSELLA, FEMALE.

Chambers's type in the Museum of Comparative Zoology, Cambridge, of *Gelechia multimaculella* is a male of this same species.

While on the subject of Doctor Dietz's paper on this group I may point out that some of his generic names are preoccupied, and I propose the following names to take their place:

Hypoplesia instead of *Paraplesia* Dietz, not Felder; type: *buschiella* Dietz.

Mea instead of *Progonia* Dietz, not Berg; type: *skinnerella* Dietz.

Dietzia instead of *Abacobia* Dietz, not *Abacobius* Lacordaire; type: *carbonella* Dietz.

TINEA NIVEOCAPITELLA Chambers.

Tinea niveocapitella CHAMBERS, Dyar, Cat. N. Am. Lep., No. 6516.—DIETZ, Trans. Am. Ent. Soc. Phila., XXXI, 1905, p. 55.

One specimen. No authentic specimen of this species is extant, but I identify with but little hesitancy the present specimen from Chambers' description, with which it fully agrees. Chambers' type came from California, but the different locality is hardly of sufficient importance in this genus to make the determination hazardous.

TINEA CROCEOVERTICELLA Chambers.

Tinea croceoverticella CHAMBERS, Dyar, Cat. N. Am. Lep., No. 6500.—DIETZ, Trans. Am. Ent. Soc. Phila., XXXI, 1905, p. 54.

One specimen. This is somewhat larger than Chambers's measure, but, considering the variability in size commonly found in this genus, I have no hesitation about referring it to this species.

Doctor Dietz has in his index by mistake made a synonym by referring to this species as *croceocapitella*.

TINEA FUSCOPULVELLA Chambers.

Tinea fuscopulvella CHAMBERS, Dyar, Cat. N. Am. Lep., No. 6505.—DIETZ, Trans. Am. Ent. Soc. Phila., XXXI, 1905, p. 70.

One specimen; the species is new to the U. S. National Museum collection.

EULEPISTE CRESSONI Walsingham.

Eulepiste cressoni WALSINGHAM, Dyar, Cat. N. Am. Lep., No. 6579.

One specimen.

EULEPISTE MACULIFER Walsingham.

Eulepiste maculifer WALSINGHAM, Dyar, Cat. N. Am. Lep., No. 6579.

One specimen; this is the first time this species has been received by the U. S. National Museum since Lord Walsingham's original type specimen.

ACROLOPHUS CERVINUS Walsingham.

Acrolophus cervinus, WALSINGHAM, Dyar, Cat. N. Am. Lep., No. 6585.

Two specimens.

ACROLOPHUS CONFUSELLA Dyar.

Two specimens.

ACROLOPHUS HULSTELLUS Beutenmüller.

Acrolophus hulstellus BEUTENMÜLLER, Dyar, Cat. N. Am. Lep., No. 6587.

Several specimens.

ANAPHORA POPEANELLA Clemens.

Anaphora popeanella CLEMENS, Dyar, Cat. N. Am. Lep., No. 6594.

Two specimens.

HYPOCLOPUS GRISEUS Walsingham.

Hypoclopus griseus WALSINGHAM, Dyar, Cat. N. Am. Lep., No. 6582.

Four specimens.

HYPOCLOPUS MORTIPENNELLA (Grote).

Hypoclopus mortipennella GROTE, Dyar, Cat. N. Am. Lep., No. 6583.

Several specimens.